

Green Energy from Chemicals and Bio-Wastes

Abdeen Mustafa Omer
Energy Research Institute, Khartoum, Sudan

Abstract: Energy use reductions can be achieved by minimising the energy demand by rational energy use and by recovering heat. The increased availability of reliable and efficient energy services stimulates the use of more green energies. The adoption of green or sustainable approaches to the way in which society is run is seen as an important strategy in finding a solution to the energy problem. The key factors to reducing and controlling CO₂ emissions to the atmospheric sink which is the major contributor to global warming are the use of alternative approaches to energy generation and the exploration of how these alternatives are used today and may be used in the future as green energy sources. This study discusses a comprehensive review of biomass energy sources, environment and sustainable development. This includes the biomass energy technologies, energy efficiency systems, energy conservation scenarios, energy savings and other measures necessary to reduce climate change.

Key words: Alternative, review, achieved, increasingly degraded, traditional energy, intensified

INTRODUCTION

Energy is an essential factor in development since, it stimulates and supports economic growth and development. Fossil fuels, especially oil and natural gas are finite in extent and should be regarded as depleting assets and efforts are oriented to search for new sources of energy.

The clamour all over the world for the need to conserve energy and the environment has intensified as traditional energy resources continue to dwindle whilst the environment becomes increasingly degraded. Alternative energy sources can potentially help fulfil the acute energy demand and sustain economic growth in many regions of the world (Haripriye, 2000; The World Bank, 2001; DEFRA, 2002; EUO, 2000).

Energy security, economic growth and environment protection are the national energy policy drivers of any country of the world. As world populations grow, many faster than the average 2%, the need for more and more energy is exacerbated (Davenport *et al.*, 2005). Enhanced lifestyle and energy demand rise together and the wealthy industrialised economics which contain 25% of the world's population, consume 75% of the world's energy supply (United Nations, 2001).

The world's energy consumption today is estimated to 22 billion kWh year⁻¹ (UNECA, 2003a, b; UNECE, 2004). About 6.6 billion metric ton carbon equivalent of Greenhouse Gas (GHG) emission are released in the atmosphere to meet this energy demand (UNEP, 2003;

World Bank, 2003a, b). Approximately, 80% is due to carbon emissions from the combustion of energy fuels (World Bank, 2003a, 2004). At the current rate of usage, taking into consideration population increases and higher consumption of energy by developing countries, oil resources, natural gas and uranium will be depleted within a few decades.

Bioenergy is beginning to gain importance in the global fight to prevent climate change (Omer, 2008a, b; IEA, 2008; Fowler, 2001). The scope for exploiting organic waste as a source of energy is not limited to direct incineration or burning refuse derived fuels.

Biogas, biofuels and woody biomass are other forms of energy sources that can be derived from organic waste materials. These biomass energy sources have significant potential in the fight against climate change. Technological progress has dramatically changed the world in a variety of ways. It has however, also led to developments, e.g., environmental problems which threaten man and nature.

Build-up of carbon dioxide and other GHGs is leading to global warming with unpredictable but potentially catastrophic consequences. When fossil fuels burn, they emit toxic pollutants that damage the environment and people's health with >700,000 deaths resulting each year according to The World Bank (2001) and Huttner (2001). At the current rate of usage, taking into consideration population increases and higher consumption of energy by developing countries, oil resources, natural gas and uranium will be depleted within a few decades

(Roriz *et al.*, 2001; Witte *et al.*, 2002; Commission of the European Communities, 2000). The sources to alleviate the energy situation in the world are sufficient to supply all foreseeable needs (Trevor, 2007; IEA, 2007; Brain and Mark, 2007; Omer, 2005a, b, 2009a, b; Pernille, 2004). Conservation of energy and rationing in some form will however have to be practised by most countries to reduce oil imports and redress balance of payments positions.

Meanwhile, development and application of nuclear power and some of the traditional solar, wind, biomass and water energy alternatives must be set in hand to supplement what remains of the fossil fuels. The encouragement of greater energy use is an essential component of development.

In the short term, it requires mechanisms to enable the rapid increase in energy/capita and in the long term, we should be working towards a way of life which makes use of energy efficiency and clean environment without causing safety problems (IPCC, 2001; Lazzarin *et al.*, 2002; David, 2003). Such a programme should as far as possible be based on renewable energy resources.

Large-scale, conventional, power plant such as hydropower has an important part to play in development. It does not however, provide a complete solution. There is an important complementary role for the greater use of small scale, rural based-power plants. Such plant can be used to assist development since it can be made locally using local resources, enabling a rapid built-up in total equipment to be made without a corresponding and unacceptably large demand on central funds. Renewable resources are particularly suitable for providing the energy for such equipment and its use is also compatible with the long-term aims. In compiling energy consumption data, one can categorise usage according to a number of different schemes:

- Traditional sector-industrial, transportation, etc.
- End-use-space heating, process steam, etc.
- Final demand-total energy consumption related to automobiles to food, etc.
- Energy source-oil, coal, etc.
- Energy form at point of use-electric drive, low temperature heat, etc.

The scope for exploiting organic waste as a source of energy is not limited to direct incineration or burning refuse-derived fuels. Biogas, biofuels and woody biomass are other forms of energy sources that can be derived from organic waste materials. These biomass energy sources have significant potential in the fight against

climate change. Energy is a vital prime mover to the development whether in urban or rural areas. The rural energy needs are modest compared to urban. A shift to renewables would therefore help to solve some of these problems while also providing the population with higher quality energy which will in turn, improve living standards and help reduce poverty. For proper rural development, the following must be considered:

- Analyse the key potentials and constraints of development of rural energy
- Assess the socio-technical information needs for decision-makers and planners in rural development
- Utilise number of techniques and models supporting planning rural energy
- Design, import and interpret different types of surveys to collect relevant information and analyse them to be an input to planners

MATERIALS AND METHODS

Bio-wastes development: Waste is defined as an unwanted material that is being discarded. Waste includes items being taken for further use, recycling or reclamation. Waste produced at household, commercial and industrial premises are control waste and come under the waste regulations. Waste Incineration Directive (WID) emissions limit values will favour efficient, inherently cleaner technologies that do not rely heavily on abatement (Omer, 2000, 2005a, b). For existing plant, the requirements are likely to lead to improved control of:

- NO_x emissions by the adoption of infurnace combustion control and abatement techniques
- Acid gases by the adoption of abatement techniques and optimisation of their control
- Particulate control techniques and their optimisation, e.g., of bag filters and electrostatic precipitators

Bioenergy is biomass energy made available from agricultural materials (crops, trees, etc.) and animal residues/wastes (dung) derived from biological sources. In its most narrow sense, it is a synonym to biofuel which is fuel derived from biological sources. It is usually meant as fuel produced from organic crops, most of which are grown, specifically to be used as fuel.

Energy produced from renewable biomass (plant derived organic matter) resources can yield electricity, liquid, solid and gaseous fuels, heat, chemicals and other materials.

Bioenergy is energy from the sun stored in materials of biological origin (Aroyeun *et al.*, 2009; Vilinac, 2008; United Nations, 2004). This includes plant matter and animal waste known as biomass. Plants store solar energy through photosynthesis in cellulose and lignin whereas animals store energy as fats.

When burned, these sugars break down and release energy exothermically, releasing carbon dioxide, heat and steam. The by-products of this reaction can be captured and manipulated to create power, commonly called bioenergy (United Nations, 2002a, b).

Biomass is considered renewable because the carbon is taken out of the atmosphere and replenished more quickly than the millions of years required for fossil fuels to form.

The use of biofuels to replace fossil fuels contributes to a reduction in the overall release of carbon dioxide into the atmosphere and hence, helps to tackle global warming (Brain and Mark, 2007; Crisp *et al.*, 1988; Dieng and Wang, 2001; UNEP, 2003). The range of waste treatment technologies that are tailored to produce bioenergy is growing. There are a number of key areas of bioenergy from wastes including (but not limited to) biogas, biofuels and bioheat.

When considering using bioenergy, it is important to take into account the overall emission of carbon in the process of electricity production. The biomass energy resources are particularly suited for the provision of rural power supplies and a major advantage is that equipment such as flat plate solar driers, wind machines, etc. can be constructed using local resources and without the high capital cost of more conventional equipment. Further advantage results from the feasibility of local maintenance and the general encouragement such local manufacture gives to the build up of small scale rural based industry. Table 1 shows the energy sources available for poor people.

Currently, the non-commercial fuels wood, crop residues and animal dung are used in large amounts in the rural areas of developing countries, principally for heating and cooking; the method of use is highly inefficient. Table 2 shows some renewable applications.

Table 3 shows the most important of energy needs (Omer, 2006, 2007c-e) for household. Considerations when selecting power plant include the following:

- Power level whether continuous or discontinuous
- Cost-initial cost, total running cost including fuel, maintenance and capital amortised over life
- Complexity of operation

Table 1: Sources of energy for poor people (Zuatori, 2005; Omer, 2004, 2008f-h; Lund *et al.*, 2005)

Energy source	Energy carrier	Energy end-use
Vegetation	Fuel-wood	Cooking, water heating, building materials, animal fodder preparation
Oil	Kerosene	Lighting, ignition fires
Dry cells	Dry cell batteries	Lighting, small appliances
Muscle power	Animal power	Transport, land preparation for farming, food preparation (threshing)
Muscle power	Human power	Transport, land preparation for farming, food preparation (threshing)

Table 2: Energy applications (Omer, 2007a, b, 2008a, b)

Systems	Applications
Water supply	Rain collection, purification, storage and recycling
Wastes disposal	Anaerobic digestion (CH ₄)
Cooking	Methane
Food	Cultivate the 1 ha plot and greenhouse for four people
Electrical demands	Wind generator
Space heating	Solar collectors
Water heating	Solar collectors and excess wind energy
Control system	Ultimately hardware
Building fabric	Integration of subsystems to cut costs

Table 3: Energy needs in rural areas (Omer, 2008c)

Devices	Types
Transport	Small vehicles and boats
Agricultural machinery	Two-wheeled tractors
Crop processing	Milling, water pumping
Small industries	Workshop equipment
Electricity generation	Hospitals and schools
Domestic	Cooking, heating, lighting

- Maintenance and availability of spares
- Life
- Suitability for local manufacture

The internal combustion engine is a major contributor to rising CO₂ emissions worldwide and some pretty dramatic new thinking is needed if the planet is to counter the effects. With its use increasing in developing world economies, there is something to be said for the argument that the vehicles we use to help keep the inner-city environments free from waste, litter and grime should be at the forefront of developments in low-emissions technology.

Materials handled by waste management companies are becoming increasingly valuable. Those responsible for the security of facilities that treat waste or manage scrap will testify to the precautions needed to fight an ongoing battle against unauthorised access by criminals and crucially to prevent the damage they can cause through theft, vandalism or even arson. Of particular concern is the escalating level of metal theft, driven by various factors including the demand for metal

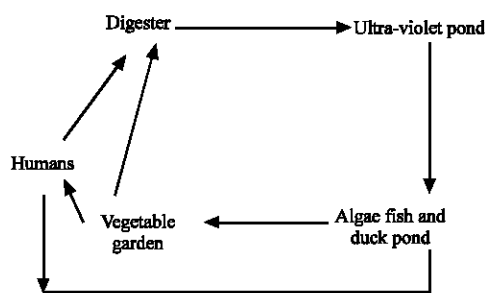


Fig. 1: Biomass utilisation concept

Table 4: Methods of energy conversion (Omer, 2008d-f)

Parameters	Conversion
Muscle power	Man, animals
Internal combustion engines	-
Reciprocating	Petrol-spark ignition,diesel-compression ignition, humphrey water piston
Rotating,	Gas turbines
Heat engines	-
Vapour (rankine)	-
Reciprocating	Steam engine
Rotating	Steam turbine
Gas stirling (reciprocating)	Steam engine
Gas brayton (rotating)	Steam turbine
Electron gas	Thermionic, thermoelectric
Electromagnetic radiation	Photo devices
Hydraulic engines	Wheels, screws, buckets, turbines
Wind engines (wind machines)	Vertical axis, horizontal axis
Electrical/mechanical	Dynamo/alternator, motor

in rapidly developing economies such as India and China. Table 4 showed methods of energy conversion. There is a need for greater attention to be devoted to this field in the development of new designs, the dissemination of information and the encouragement of its use.

International and government bodies and independent organisations all have a role to play in biomass energy technologies.

Environment has no precise limits because it is in fact a part of everything. Indeed, environment is as anyone probably already knows not only flowers blossoming or birds singing in the spring or a lake surrounded by beautiful mountains.

It is also human settlements, the places where people live, work, rest, the quality of the food they eat, the noise or silence of the street they live in. Environment is not only the fact that the cars consume a good deal of energy and pollute the air but also that we often need them to go to work and for holidays.

Obviously man uses energy just as plants, bacteria, mushrooms, bees, fish and rats do (Fig. 1). Man largely uses solar energy-food, hydropower, wood and thus participates harmoniously in the natural flow of energy through the environment. But man also uses oil, gas, coal

and nuclear power. By using such sources of energy, man is thus, modifying his environment. Economic importance of environmental issue is increasing and new technologies are expected to reduce pollution derived both from productive processes and products with costs that are still unknown.

This is due to market uncertainty, weak appropriability regime, lack of a dominant design and difficulties in reconfiguring organisational routines. The degradation of the global environment is one of the most serious energy issues. Various options are proposed and investigated to mitigate climate change, acid rain or other environmental problems.

RESULTS AND DISCUSSION

Energy use and the environment: Energy use is one of several essential components for developing countries:

- The overall situation and the implications of increased energy use in the future
- The problem of the provision of power in rural areas including the consideration of energy resources and energy conversion

In addition to the drain on resources such an increase in consumption consequences together with the increased hazards of pollution and the safety problems associated with a large nuclear fission programmes.

This is a disturbing prospect. It would be equally unacceptable to suggest that the difference in energy between the developed and developing countries and prudent for the developed countries to move towards a way of life which whilst maintaining or even increasing quality of life, reduce significantly the energy consumption per capita. Such savings can be achieved in a number of ways:

- Improved efficiency of energy use for example better thermal insulation, energy recovery and total energy

Conservation of energy resources by design for long life and recycling rather than the short life throwaway product and systematic replanning of the way of life for example in the field of transport. The aim of any modern biomass energy systems must be:

- To maximise yields with minimum inputs
- Utilisation and selection of adequate plant materials and processes

- Optimum use of land, water and fertiliser
- Create an adequate infrastructure and strong R and D base

Furthermore, investigating the potential to make use of more and more of its waste. Household waste, vegetable market waste and waste from the cotton stalks, leather and pulp and paper industries can be used to produce useful energy either by direct incineration, gasification, digestion (biogas production), fermentation or cogeneration. Therefore, effort has to be made to reduce fossil energy use and to promote green energies, particularly in the building sector.

Energy use reductions can be achieved by minimising the energy demand by rational energy use by recovering heat and the use of more green energies. Energy ratio is defined as the ratio of: energy content of the food product/energy input to produce the food.

Combined Heat and Power (CHP): The atmospheric emissions of fossil fuelled installations are mostly aldehydes, carbon monoxide, nitrogen oxides, sulphur oxides and particles (i.e., ash) as well as carbon dioxide. Table 5 shows estimates include not only the releases occurring at the power plant itself but also cover fuel extraction and treatment as well as the storage of wastes and the area of land required for operation (Table 6).

A review of the potential range of recyclables is shown in Table 7. Combined Heat and Power (CHP) installations are quite common in greenhouses which grow high-energy, input crops (e.g., salad vegetables, pot plants, etc.).

Scientific assumptions for a short-term energy strategy suggest that the most economically efficient way to replace the thermal plants is to modernise existing power plants to increase their energy efficiency and to improve their environmental performance. However, utilisation of wind power and the conversion of gas-fired CHP plants to biomass would significantly reduce the dependence on imported fossil fuels.

Although, a lack of generating capacity is forecast in the long-term, utilisation of the existing renewable energy potential and the huge possibilities for increasing energy efficiency are sufficient to meet future energy demands in the short-term.

A total shift towards a sustainable energy system is a complex and long process but is one that can be achieved within a period of about 20 years.

Implementation will require initial investment, long term national strategies and action plans. However, the

changes will have a number of benefits including: a more stable energy supply than at present and major improvement in the environmental performance of the energy sector and certain social benefits (Fig. 2). A vision used a methodology and calculations based on computer modelling that utilised:

- Data from existing governmental programmes
- Potential renewable energy sources and energy efficiency improvements
- Assumptions for future economy growth
- Information from studies and surveys on the recent situation in the energy sector

The main advantages are related to energy, agriculture and environment problems are foreseeable both at national level and at worldwide level and can be summarised as follows:

Table 5: Annual GHG emissions from different sources of power plants (Omer, 2008e)

Primary source of energy	Emissions		Waste ($\times 10^3$ metric ton)	Area (km ²)
	Atmosphere	Water		
Coal	380	7-41	60-3000	120
Oil	70-160	3-6	negligible	70-84
Gas	24	1	-	84
Nuclear	6	21	2600	77

Table 6: Energy consumption per population (Omer, 2008f)

Regions	Population (millions)	Energy (Watt m ⁻²)
Africa	820	0.54
Asia	3780	2.74
Central America	180	1.44
North America	335	0.34
South America	475	0.52
Western Europe	445	2.24
Eastern Europe	130	2.57
Oceania	35	0.08
Russia	330	0.29

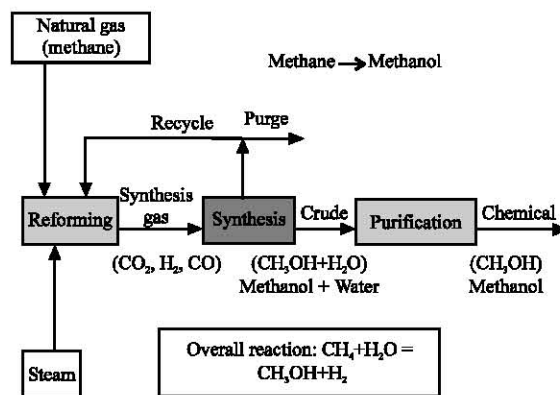


Fig. 2: Schematic process flowsheet

Table 7: Summary of material recycling practices in the construction sector (Robinson, 2007)

Construction and demolition materials	Recycling technology options	Recycling products
Asphalt	Cold recycling; heat generation; Minnesota process; parallel drum process; elongated drum; microwave asphalt recycling system; finfalt; surface regeneration	Recycling asphal, asphalt aggregate
Brick	Burn to ash, crush into aggregate	Slime burn ash, filling material, hardcore
Concrete	Crush into aggregate	Recycling aggregate, cement replacement, protection of levee back filling filter
Ferrous metal	Melt, refuse directly	Recycled steel scrap
Glass	Reuse direct, grind to powder, polishing, crush into material, tile, paving block, asphalt, recycled	Recycled window unit, glass fiber, filling aggregate, burn to ash
to ash	Crush into aggregate, heat to 900°C to ash	aggregate, cement replacement, manmade soil
Masonry	Melt	Thermal insulating concrete, traditional clay
Non-ferrous metal	Purification	Recycled metal
Paper and cardboard	Convert to powder by cryogenic milling, clopping, crush into aggregate, burn to ash	Recycled paper
Plastic	Reuse directly, cut into aggregate, blast furnace deoxidisation, gasification or pyrolysis, chipping, moulding by pressurising timber chip under steam and water	Panel, recycled plastic, plastic lumber, recycled aggregate, burn to ash
Timber		Whole timber, furniture and kitchen utensils, lightweight recycled aggregate, source of energy, chemical production, wood-based panel, plastic lumber, geofibre, insulation board

- Reduction of dependence on import of energy and related products
- Reduction of environmental impact of energy production (greenhouse effect, air pollution, waste degradation)
- Substitution of food crops and reduction of food surpluses and of related economic burdens
- Utilisation of marginal lands and of set aside lands and reduction of related socio-economic and environmental problems (soil erosion, urbanisation, landscape deterioration, etc.)
- Development of new know-how and production of technological innovation

In Some countries, a wide range of economic incentives and other measures are already helping to protect the environment. These include:

- Taxes and user charges that reflect the costs of using the environment, e.g., pollution taxes and waste disposal charges
- Subsidies, credits and grants that encourage environmental protection
- Deposit-refund systems that prevent pollution on resource misuse and promote product reuse or recycling
- Financial enforcement incentives, e.g., fines for non-compliance with environmental regulations
- Tradable permits for activities that harm the environment

District Heating (DH) also known as community heating can be a key factor to achieve energy savings, reduce CO₂ emissions and at the same time provide consumers with a high quality heat supply at a

competitive price. DH should generally only be considered for areas where the heat density is sufficiently high to make DH economical.

In countries, like Denmark DH may today be economical even to new developments with lower density areas due to the high level of taxation on oil and gas fuels combined with the efficient production of DH (Sims, 2007). To improve the opportunity for DH local councils can adapt the following plan:

- Analyse the options for heat supply during local planning stage
- In areas where DH is the least cost solution, it should be made part of the infrastructure just like for instance water and sewage connecting all existing and new buildings
- Where possible all public buildings should be connected to DH
- The government provides low interest loans or funding to minimise conversion costs for its citizens
- Use other powers for instance national legislation to ensure the most economical development of the heat supply and enable an obligation to connect buildings to a DH scheme

Denmark has broadly seen three scales of CHP which where largely implemented in the following chronological order (Omer and Fadalla, 2003):

- Large scale CHP in cities (>50 MWe)
- Small (5 kWe–5 MWe) and medium scale (5-50 MWe)
- Industrial and small scale CHP

Most of the heat is produced by large CHP plants (gas-fired combined cycle plants using natural gas,

biomass, waste or biogas). DH is energy efficient because of the way the heat is produced and the required temperature level is an important factor. Buildings can be heated to temperature of 21°C and Domestic Hot Water (DHW) can be supplied with a temperature of 55°C using energy sources that are most efficient when producing low temperature levels (<95°C) for the DH water. Most of these heat sources are CO₂ neutral or emit low levels. Only a few of these sources are available to small individual systems at a reasonably cost whereas DH schemes because of the plant's size and location can have access to most of the heat sources and at a low cost. Low temperature DH with return temperatures of around 30-40°C can utilise the following heat sources:

- Efficient use of CHP by extracting heat at low Calorific Value (CV)
- Efficient use of biomass or gas boilers by condensing heat in economisers (Table 8)
- Efficient utilisation of geothermal energy
- Direct utilisation of excess low temperature heat from industrial processes
- Efficient use of large-scale solar heating plants

Heat tariffs may include a number of components such as: a connection charge, a fixed charge and a variable energy charge. Also, consumers may be incentivised to lower the return temperature. Hence, it is difficult to generalise but the heat practice for any DH company no matter what the ownership structure can be highlighted as follows:

- To develop and maintain a development plan for the connection of new consumers
- To evaluate the options for least cost production of heat

- To implement the most competitive solutions by signing agreements with other companies or by implementing own investment projects
- To monitor all internal costs and with the help of benchmarking, improve the efficiency of the company
- To maintain a good relationship with the consumer and deliver heat supply services at a sufficient quality

Installing DH should be pursued to meet the objectives for improving the environment through the improvement of energy efficiency in the heating sector. At the same time, DH can serve the consumer with a reasonable quality of heat at the lowest possible cost. The variety of possible solutions combined with the collaboration between individual companies, the district heating association, the suppliers and consultants can as it has been in Denmark be the way forward for developing DH in the United Kingdom.

Biomass utilisation and development of conversion technologies: Sustainable energy is energy that in its production or consumption has minimal negative impacts on human health and the healthy functioning of vital ecological systems including the global environment.

It is an accepted fact that renewable energy is a sustainable form of energy which has attracted more attention during recent years. A great amount of renewable energy potential, environmental interest as well as economic consideration of fossil fuel consumption and high emphasis of sustainable development for the future will be needed.

Explanations for the use of inefficient agricultural environmental policies include: the high cost of

Table 8: Final energy projections including biomass (Mtoe) (Omer, 2007a)

1995					2020				
Regions	Biomass	Conventional energy	Total	Share of biomass (%)	Regions	Biomass	Conventional energy	Total	Share of biomass (%)
Africa	205	136	341	60	Africa	371	266	637	
China	206	649	855	24	China	224	1524	1748	13
East Asia	106	316	422	25	East Asia	118	813	931	13
Latin America	73	342	415	18	Latin America	81	706	787	10
South Asia	235	188	423	56	South Asia	276	523	799	35
Total developing countries	825	1632	2457	34	Total developing countries	1071	3825	4896	22
Other non-OECD countries	24	1037	1061	2	Other non-OECD countries	26	1669	1695	2
Total non-OECD countries	849	2669	3518	24	Total non-OECD countries	1097	5494	6591	17
OECD countries	81	3044	3125	3	OECD countries	96	3872	3968	2
World	930	5713	6643	14	World	1193	9365	10558	11

information required to measure benefits on a site specific basis, information asymmetries between government agencies and farm decision makers that result in high implementation costs, distribution effects and political considerations (Omer, 2007a). Achieving the aim of agric environment schemes through:

- Sustain the beauty and diversity of the landscape
- Improve and extend wildlife habitats
- Conserve archaeological sites and historic features
- Improve opportunities for countryside enjoyment
- Restore neglected land or features
- Create new habitats and landscapes

Efficient bio-energy use and improvement: The data required to perform the trade-off analysis simulation can be classified according to the divisions shown in Table 9, the overall system or individual plants and the existing situation or future development. The effective economic utilisations of these resources are shown in Table 10 but their use is hindered by many problems such as those related to harvesting, collection and transportation besides the photo sanitary control regulations.

Biomass energy is experiencing a surge in interest stemming from a combination of factors, e.g., greater recognition of its current role and future potential contribution as a modern fuel, global environmental benefits, its development and entrepreneurial opportunities, etc.

Possible routes of biomass energy development are shown in Table 11. The key to successful future appears to lie with successful marketing of the treatment by products.

There is also potential for using solid residue in the construction industry as a filling agent for concrete. Research suggests that the composition of the residue locks metals within the material thus, preventing their escape and any subsequent negative effect on the environment. The use of biomass through direct

combustion has long been and still is the most common mode of biomass utilisation as shown in Table 9-11. Examples for dry (thermo-chemical) conversion processes are charcoal making from wood (slow pyrolysis), gasification of forest and agricultural residues (fast pyrolysis this is still in demonstration phase) and of course, direct combustion in stoves, furnaces, etc. Wet processes require substantial amount of water to be mixed with the biomass. Biomass technologies include:

- Briquetting
- Improved stoves
- Biogas
- Improved charcoal
- Carbonisation
- Gasification

The increased demand for gas and petroleum, food crops, fish and large sources of vegetative matter mean that the global harvesting of carbon has in turn intensified. It could be said that mankind is mining nearly everything except its waste piles. It is simply a matter of

Table 10: Effective biomass resource utilisation (Omer, 2009b)

Subjects	Tools	Constraints
Utilisation and land	Stumpage fees Control	Policy Fuel wood planning
Clearance for agriculture expansion	Extension Conversion Technology	Lack of extension Institutional
Utilisation of agricultural residues	Briquetting Carbonisation Carbonisation and briquetting Fermentation Gasification	Capital Pricing Policy and legislation Social acceptability

Table 11: Agricultural residues routes for development

Source	Process	Product	End use
Agricultural residues	Direct	Combustion	Rural poor
			Urban household
			Industrial use
	Processing	Briquettes	Industrial use
			Limited household use
	Processing	Carbonisation (small scale)	Rural household (self sufficiency)
Agricultural and animal residues	Carbonisation	Briquettes carbonised	Urban fuel
	Fermentation	Biogas	Energy services
			Household
			Industry
Agricultural and animal residues	Direct	Combustion	(Save or less efficiency as wood)
			(Similar end use devices or improved)
			Use
	Briquettes	Direct combustion	Briquettes use
Agricultural and animal residues	Carbonisation	Carbonised	Use
	Carbonisation	Briquettes	Briquettes use
	Fermentation	Biogas	Use

Table 9: Classifications of data requirements

Categories	Plant data	System data
Existing data	Size	Peak load
	Life	Load shape
	Cost (fixed and var. O and M)	Capital costs
	Forced outage	Fuel costs
	Maintenance	Depreciation
	Efficiency	Rate of return
	Fuel	Taxes
Future data	Emissions	
	All of above, plus	System lead growth
	Capital costs	Fuel price growth
	Construction trajectory	Fuel import limits
	Date in service	Inflation

time until the significant carbon stream present in municipal solid waste is fully captured. In the meantime, the waste industry needs to continue on the pathway to increased awareness and better optimised biowaste resources.

Optimisation of waste carbon may require widespread regulatory drivers (including strict limits on the landfilling of organic materials), public acceptance of the benefits of waste carbon products for soil improvements/crop enhancements and more investment in capital facilities. In short, a significant effort will be required in order to capture a greater portion of the carbon stream and put it to beneficial use.

From the standpoint of waste practitioners, further research and pilot programmes are necessary before the available carbon in the waste stream can be extracted in sufficient quality and quantities to create the desired end products. Other details need to be ironed out too including measurement methods, diversion calculations, sequestration values and determination of acceptance contamination thresholds.

Briquette: Charcoal stoves are very familiar to African society. As for the stove technology, the present charcoal stove can be used and can be improved upon for better efficiency. This energy term will be of particular interest to both urban and rural households and all the income groups due to the simplicity, convenience and lower air polluting characteristics.

However, the market price of the fuel together with that of its end-use technology may not enhance its early high market penetration especially in the urban low income and rural households.

Briquetting is the formation of a char (an energy-dense solid fuel source) from otherwise wasted agricultural and forestry residues. One of the disadvantages of wood fuel is that it is bulky with a low energy density and is therefore enquire to transport. Briquette formation allows for a more energy-dense fuel to be delivered thus, reducing the transportation cost and making the resource more competitive. It also adds some uniformity which makes the fuel more compatible with systems that are sensitive to the specific fuel input.

Improved cook stoves: Traditional wood stoves can be classified into four types: three stone, metal cylindrical shaped, metal tripod and clay type.

Another area in which rural energy availability could be secured where woody fuels have become scarce are the improvements of traditional cookers and ovens to raise the efficiency of fuel saving. Also by planting fast

growing trees to provide a constant fuel supply. The rural development is essential and economically important since, it will eventually lead to better standards of living, people's settlement and self sufficient in the following:

- Food and water supplies
- Better services in education and health care
- Good communication modes

Biogas: Biogas technology can not only provide fuel but is also important for comprehensive utilisation of biomass forestry, animal husbandry, fishery, agricultural economy, protecting the environment, realising agricultural recycling as well as improving the sanitary conditions in rural areas.

The introduction of biogas technology on wide scale has implications for macro planning such as the allocation of government investment and effects on the balance of payments. Factors that determine the rate of acceptance of biogas plants such as credit facilities and technical backup services are likely to have to be planned as part of general macro-policy as do the allocation of research and development funds (Omer, 2007b).

Bacteria form biogas during anaerobic fermentation of organic matters. The degradation is very complex process and requires certain environmental conditions as well as different bacteria population. The complete anaerobic fermentation process is briefly described below as shown in Table 12 and Fig. 3. Biogas is a relatively high-value fuel that is formed during anaerobic degradation of organic matter.

The process has been known and put to work in a number of different applications during the past 30 years for rural needs such as in (Pernille, 2004) food security, water supply, health cares, education and communications. Biogas is a generic term for gases generated from the decomposition of organic material.

As the material breaks down, methane (CH_4) is produced as shown in Fig. 3. Sources that generate biogas are numerous and varied. These include landfill sites, wastewater treatment plants and anaerobic digesters. Landfills and wastewater treatment plants emit biogas from decaying waste.

To date, the waste industry has focused on controlling these emissions to the environment and in some cases, tapping this potential source of fuel to power gas turbines thus, generating electricity. The primary components of landfill gas are methane (CH_4), carbon dioxide (CO_2) and nitrogen (N_2). The average concentration of methane is ~45%, CO_2 is ~36% and

Table 12: Anaerobic degradation of organic matter (Bacaoui *et al.*, 1998)

Levels	Substances	Molecules	Bacterias
Initial	Manure, vegetable, wastes	Cellulose, proteins	Cellulolytic, proteolytic
Intermediate	Acids, gases, oxidized, inorganic salts	CH ₃ COOH, CHOOH, SO ₄ , CO ₂ , H ₂ , NO ₃	Acidogenic, hydrogenic, sulfate reducing
Final	Biogas, reduced inorganic compounds	CH ₄ , CO ₂ , H ₂ S, NH ₃ , NH ₄	Methane formers

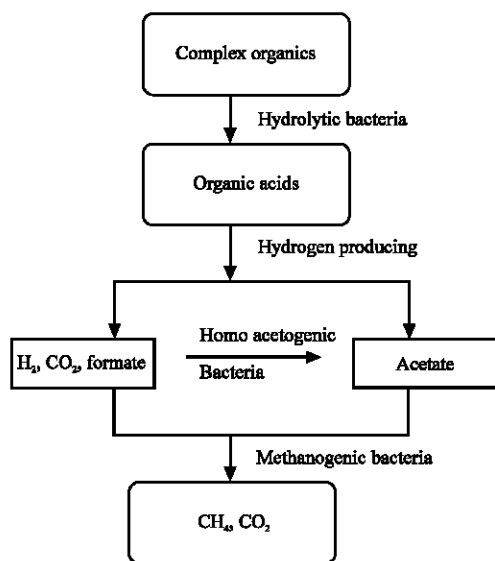


Fig. 3: Biomass production process

nitrogen is ~18%. Other components in the gas are oxygen (O₂), water vapour and trace amounts of a wide range of Non Methane Organic Compounds (NMOCs).

For hot water and heating, renewables contributions come from biomass power and heat, geothermal direct heat, ground source heat pumps and rooftop solar hot water and space heating systems. Solar assisted cooling makes a very small but growing contribution. When it comes to the installation of large amounts of PV, the cities have several important factors in common. These factors include:

- A strong local political commitment to the environment and sustainability
- The presence of municipal departments or offices dedicated to the environment, sustainability or renewable energy
- Information provision about the possibilities of renewables
- Obligations that some or all buildings include renewable energy

During the last decades thousands of biogas units were built all over the world in different areas, producing

methane CH₄ for cooking, water pumping and electricity generation. In order not to repeat successes in depth on local conditions and conscientious planning urged (D'Apote, 1998). The goals should be achieved through:

- Review and exchange of information on computer models and manuals useful for economic evaluation of biogas from biomass energy
- Exchange and compile information on methodologies for economic analysis and results from type causes
- Investigation of the constraints on the implementation of the commercial supply of biogas energy
- Investigation of the relations between supplies and demand for the feedstock from different industries
- Documentation of the methods and principles for evaluation of indirect consequences as effects on growth, silvicultural treatment and employment

Biogas is a mixture containing predominantly methane (50-65% by volume) and carbon dioxide and in a natural setting, it is formed in swamps and anaerobic sediments, etc., due to its high methane concentration, biogas is a valuable fuel. Wet (40-95%) organic materials with low lignin and cellulose content are generally suitable for anaerobic digestion. A key concern is that treatment of sludge tends to concentrate heavy metals, poorly biodegradable trace organic compounds and potentially pathogenic organisms (viruses, bacteria and the like) present in wastewaters.

These materials can pose a serious threat to the environment. When deposited in soils, heavy metals are passed through the food chain, first entering crops and then animals that feed on the crops and eventually human beings to whom they appear to be highly toxic. In addition, they also leach from soils, getting into groundwater and further spreading contamination in an uncontrolled manner.

European and American markets aiming to transform various organic wastes (animal farm wastes, industrial and municipal wastes) into 2 main by-products:

- A solution of humic substances (a liquid oxidate)
- A solid residue

In the past two decades, the world has become increasingly aware of the depletion of fossil fuel reserves and the indications of climatic changes based on carbon dioxide emissions.

Therefore, extending the use of renewable resources, efficient energy production and the reduction of energy consumption are the main goals to reach a sustainable energy supply. Renewable energy sources include water and wind power, solar and geothermal energy as well as energy from biomass.

The technical achievability and the actual usage of these energy sources are different around Europe but biomass is seen to have a great potential in many of them. An efficient method for the conversion of biomass to energy is the production of biogas by microbial degradation of organic matter under the absence of oxygen (anaerobic digestion). It is now possible to produce biogas at rural installation, upgrade it to biomethane, feed it into the gas grid use it in a heat demand-controlled CHP and to receive revenues.

Improved forest and tree management: Dry cell batteries are a practical but expensive form of mobile fuel that is used by rural people when moving around at night and for powering radios and other small appliances. The high cost of dry cell batteries is financially constraining for rural households but their popularity gives a good indication of how valuable a versatile fuel like electricity is in rural area. Dry cell batteries can constitute an environmental hazard unless they are recycled in a proper fashion. Direct burning of fuel-wood and crop residues constitute the main usage of biomass as is the case with many developing countries.

However, the direct burning of biomass in an inefficient manner causes economic loss and adversely affects human health.

In order to address, the problem of inefficiency, research centres around the world have investigated the viability of converting the resource to a more useful form, namely solid briquettes and fuel gas (Fig. 4). Biomass resources play a significant role in energy supply in all developing countries.

Biomass resources should be divided into residues or dedicated resources, the latter including firewood and charcoal can also be produced from forest residues (Table 13).

Gasification: Gasification is based on the formation of a fuel gas (mostly CO and H₂) by partially oxidising raw solid fuel at high temperatures in the presence of steam or

air. The technology can use wood chips, groundnut shells, sugar cane bagasse and other similar fuels to generate capacities from 3-100 kW. Three types of gasifier designs have been developed to make use of the diversity of fuel inputs and to meet the requirements of the product gas output (degree of cleanliness, composition, heating value, etc.).

The requirements of gas for various purposes and a comparison between biogas and various commercial fuels in terms of calorific value and thermal efficiency are shown in Table 14.

Sewage sludge is rich in nutrients such as nitrogen and phosphorous. It also contains valuable organic matter, useful for remediation of depleted or eroded soils. This is why untreated sludge has been used for many years as a soil fertiliser and for enhancing the organic matter of soil.

A key concern is that treatment of sludge tends to concentrate heavy metals, poorly biodegradable trace organic compounds and potentially pathogenic organisms (viruses, bacteria and the like) present in wastewaters.

These materials can pose a serious threat to the environment. When deposited in soils, heavy metals are passed through the food chain, first entering crops and then animals that feed on the crops and eventually human beings to whom they appear to be highly toxic.

In addition, they also leach from soils, getting into groundwater and further spreading contamination in an uncontrolled manner. Biomass is a raw material that has been utilised for a wide variety of tasks since, the dawn of

Table 13: Biomass residues and current use

Type of residue	Current use
Wood industry waste	Residues available
Vegetable crop residues	Animal feed
Food processing residue	Energy needs
Sorghum, millet, wheat residues	Fodder and building materials
Groundnut shells	Fodder, brick making, direct fining oil mills
Cotton stalks	Domestic fuel considerable amounts available for short period
Sugar, bagasse, molasses	Fodder, energy need, ethanol production (surplus available)
Manure	Fertiliser, brick making, plastering

Table 14: Comparison of various fuels (Bacacoui *et al.*, 1998)

Fuel	Calorific values (kcal)	Burning mode	Thermal efficiency (%)
Electricity (kWh)	880	Hot plate	70
Coal gas (kg)	4004	Standard burner	60
Biogas (m ³)	5373	-	60
Kerosene (L)	9122	Pressure stove	50
Charcoal (kg)	6930	Open stove	28
Soft coke (kg)	6292	-	28
Firewood (kg)	3821	-	17
Cow dung (kg)	2092	-	11

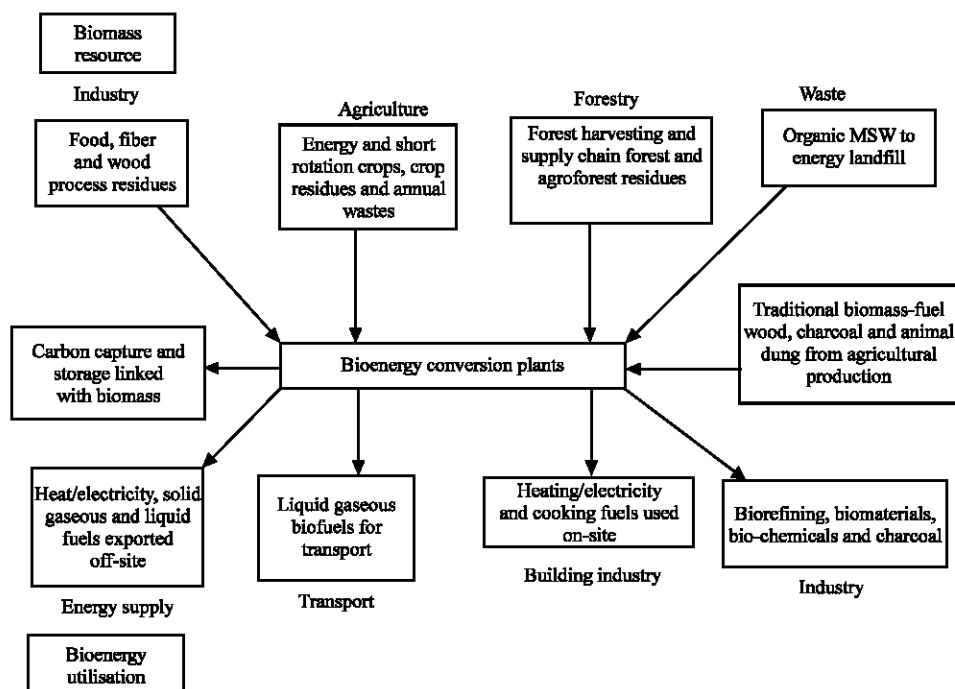
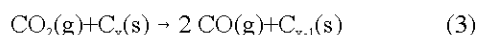
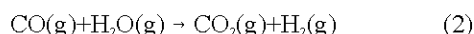
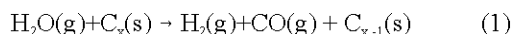


Fig. 4: Biomass resources from several sources are converted into a range of products for use by transport, industry and building sectors (Pernille, 2004)

civilisation. Important as a supply of fuel in the third world, biomass was also the first raw material in the production of textiles.

The gasification of the carbon char with steam can make a large difference to the surface area of the carbon. The corresponding stream gasification reactions are endothermic and demonstrate how the steam reacts with the carbon char (D' Apote, 1998):



Agricultural wastes are abundantly available globally and can be converted to energy and useful chemicals by a number of microorganisms.

The organic matter was biodegradable to produce biogas and the variation show a normal methanogene bacteria activity and good working biological process as shown in Fig. 5 and 6.

The success of promoting any technology depends on careful planning, management, implementation, training and monitoring. Main features of gasification project are:

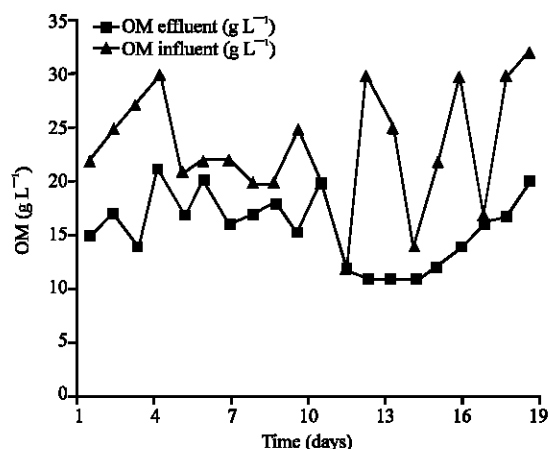


Fig. 5: Organic matters before and after treatment in digester

- Networking and institutional development/strengthening
- Promotion and extension
- Construction of demonstration projects
- Research and development, training and monitoring

An easier situation can be found when looking at the ecological effects of different biogas utilisation pathways. The key assumptions for the comparison of different biogas utilisation processes are:

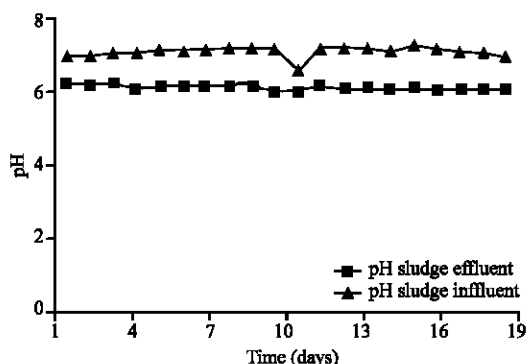


Fig. 6: pH sludge before and after treatment in the digester

- Biogas utilisation in heat demand controlled gas engine supplied out of the natural gas grid with 500 kW electrical efficiency of 37.5%, thermal efficiency of 42.5% and a methane loss of 0.01
- Biogas utilisation in a local gas engine, installed at the biogas plant with 500 kW electrical efficiency of 37.5%, thermal efficiency of 42.5% and a methane loss of 0.5
- Biogas production based on maize silage using a biogas plant with covered storage tank-methane losses were 1% of the biogas produced
- Biogas upgrading with a power consumption 0.3 kWh m^{-3} biogas-methane losses of 0.5

Energy and environmental problems: Technological progress has dramatically changed the world in a variety of ways. It has however, also led to developments of environmental problems which threaten man and nature.

During the past two decades, the risk and reality of environmental degradation have become more apparent. Growing evidence of environmental problems is due to a combination of several factors since the environmental impact of human activities has grown dramatically because of the sheer increase of world population, consumption, industrial activity, etc., throughout the 1970s most environmental analysis and legal control instruments concentrated on conventional effluent gas pollutants such as SO_2 , NO_x , CO_2 , particulates and CO (Table 15).

Recently, environmental concerns has extended to the control of micro or hazardous air pollutants which are usually toxic chemical substances and harmful in small doses as well to that of globally significant pollutants such as CO_2 . Aside from advances in environmental science, developments in industrial processes and structures have led to new environmental problems.

Table 15: EU criteria pollutant standards in the ambient air environment (Omer, 2009b)

Pollutant	EU limits
CO	30 $mg\ m^{-2}$; 1 h
NO_2	200 $\mu g\ m^{-2}$; 1h
O_3	235 $\mu g\ m^{-2}$; 1 h
SO_2	250-350 $\mu g\ m^{-2}$; 24 h
PM_{10}	80-120 $\mu g\ m^{-2}$; annual
	250 $\mu g\ m^{-2}$; 24 h
SO_2+PM_{10}	80 $\mu g\ m^{-2}$; annual
	100-150 $\mu g\ m^{-2}$; 24 h
Pb	40-60 $\mu g\ m^{-2}$; annual
Total Suspended Particulate (TSP)	2 $\mu g\ m^{-2}$; annual
HC	260 $\mu g\ m^{-2}$; 24 h
	160 $\mu g\ m^{-2}$; 3 h

Table 16: Significant EU environmental directives in water, air and land environments (Omer, 2009c)

Environment	Directive names
Water	Surface water for drinking
	Sampling surface water for drinking
	Drinking water quality
	Quality of freshwater supporting fish
	Shellfish waters
	Bathing waters
	Dangerous substances in water
	Groundwater
	Urban wastewater
	Nitrates from agricultural sources
	Smokes in air
	Sulphur dioxide in air
	Lead in air
	Large combustion plants
Air	Existing municipal incineration plants
	New municipal incineration plants
	Asbestos in air
	Sulphur content of gas oil
	Emissions from petrol engines
	Air quality standards for NO_2
	Emissions from diesel engines
	Protection of soil when sludge is applied
Land	

For example in the energy sector, major shifts to the road transport of industrial goods and to individual travel by cars has led to an increase in road traffic and hence a shift in attention paid to the effects and sources of NO_x and Volatile Organic Compound (VOC) emissions. Environmental problems span a continuously growing range of pollutants, hazards and ecosystem degradation over wider areas. The main areas of environmental problems are: major environmental accidents, water pollution, maritime pollution, land use and sitting impact, radiation and radioactivity, solid waste disposal, hazardous air pollutants, ambient air quality, acid rain, stratospheric ozone depletion and global warming (greenhouse effect, global climatic change) (Table 16).

Table 15 EU criteria pollutant standards in the ambient air. The four more important types of harm from man's activities are global warming gases, ozone destroying gases, gaseous pollutants and microbiological hazards (Table 17). The earth is some 30°C warmer due to the presence of gases but the global temperature is

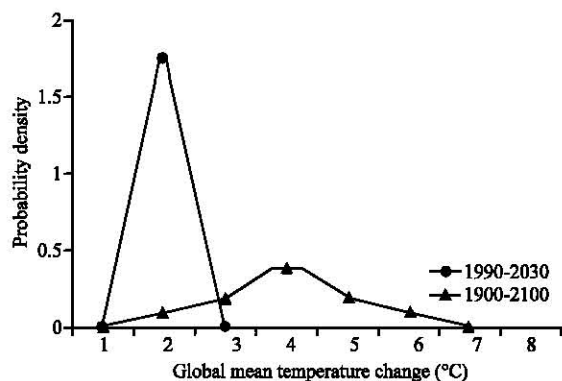


Fig. 7: Global mean temperature changes over the period of 1990-2100 and 1990-2030

Table 17: The external environment (Omer, 2009d-f)

Damage	Manifestation	Design
NO _x , SO _x	Irritant	Low NO _x burners
	Acid rain land damage	Low sulphur fuel
	Acid rain fish damage	Sulphur removal
CO ₂	Global warming	Thermal insulation
	Rising sea level	Heat recovery
	Drought, storms	Heat pumps
O ₃ destruction	Increased ultra violet	No CFC's or HCFC's
	Skin cancer	Minimum air conditioning
		Refrigerant collection
Legionellosis	Crop damage	Careful maintenance
	Pontiac fever	Dry cooling towers
	Legionnaires	

rising. This could lead to the sea level rising at the rate of 60 mm each decade with the growing risk of flooding in low-lying areas (Fig. 7). At the United Nations Earth Summit at Rio in June 1992, some 153 countries agreed to pursue sustainable development (D' Apote, 1998). A main aim was to reduce emission of carbon dioxide and other GHGs. Reduction of energy use in buildings is a major role in achieving this. Carbon dioxide targets are proposed to encourage designers to look at low energy designs and energy sources.

Problems with energy supply and use are related not only to global warming that is taking place due to effluent gas emission mainly CO₂ but also to such environmental concerns as air pollution, acid precipitation, ozone depletion, forest destruction and emission of radioactive substances. These issues must be taken into consideration simultaneously if humanity is to achieve a bright energy future with minimal environmental impacts. Much evidence exists which suggests that the future will be negatively impacted if humans keep degrading the environment (Table 18).

During the past century, global surface temperature have increased at a rate near 0.6°C/century and the average temperature of the Atlantic, Pacific and Indian oceans (covering 72% of the earth surface) have risen by

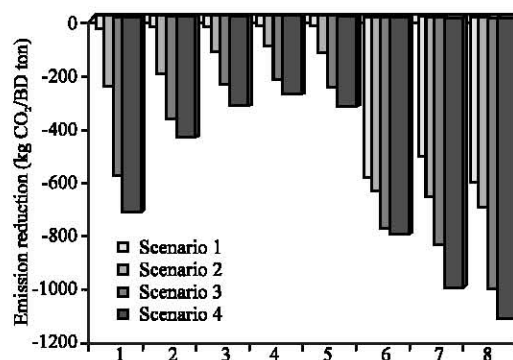


Fig. 8: Comprison of thermal biomass usage options, CHP displacing natural gas as a heat source

Table 18: Global emissions of the top fourteen nations by total CO₂ volume (billion of ton)

Rank	Nation	CO ₂	Rank	Nation	CO ₂
1	USA	1.36	7	Canada	0.11
2	Russia	0.98	8	Italy	0.11
3	China	0.69	9	Mexico	0.09
4	Japan	0.30	10	Poland	0.08
5	India	0.19	11	S. Africa	0.08
6	UK	0.16	12	S. Korea	0.07

0.06°C since 1995. Global temperatures in 2001 were 0.52°C above the long-term 1880-2000 average (the 1880-2000 annually averaged combined land and ocean temperature is 13.9°C).

Also, according to the USA Department of Energy, world emissions of carbon are expected to increase by 54% above 1990 levels by 2015 making the earth likely to warm 1.7-4.9°C over the period 1990-2100 as shown in Fig. 8. Such observation and others demonstrate that interests will likely increase regarding energy related environment concerns and that energy is one of the main factors that must be considered in discussions of sustainable development.

- Large Steam Power (LSP)
- Small Steam Power (SSP)
- Brayton Cycle Power (BCP)
- Bio-oil Conversion Power (B-CP)
- Gasification Power (GP)
- Small Steam CHP (SSCHP)
- Turboden Cycle CHP (TCCHP)
- Entropic Cycle CHP (ECCHP)

Lifecycle analysis of several ethanol feedstocks shows the emission displacement per ton of feedstock is highest for corn stover and switchgrass (about 0.65 ton of CO₂ ton⁻¹ of feedstock) and lowest for corn (about 0.5 ton). Emissions due to cultivation and harvesting of corn

and wheat are higher than those for lignocellulosics and although, the latter have a far higher process energy requirement (Fig. 8). GHG emissions are lower because this energy is produced from biomass residue which is carbon neutral.

Sulphur in fuels and its environmental consequences:

Coal is formed from the deposition of plant material according to the peat to anthracite series:

Vegetation → peat

→ Lignite (brown coal)

→ Sub-bituminous coal

→ Bituminous coal → anthracite

Organic sulphur is bonded within the organic structure of the coal in the same way that sulphur is bonded in simple thio-organics, e.g., thiols. Sulphur contents of coals vary widely and Table 19 shows some examples.

Control of SO₂ emissions: Emissions will also of course, occur from petroleum-based or shale-based fuels and in heavy consumption such as in steam raising. There will frequently be a need to control SO₂ emissions. There are broadly speaking, three ways of achieving such control:

- Pre-combustion control involves carrying out a degree of desulphurisation of the fuel
- Combustion control incorporating into the combustion system something capable of trapping SO₂
- Post-combustion control removing SO₂ from the flue gases before they are discharged into the atmosphere

Table 20 shows brief details of an example of each.

The control of NO_x release by combustion processes:

Emission of nitrogen oxides is a major topic in fuel technology. It has to be considered even in the total absence of fuel nitrogen if the temperature is high enough for thermal NO_x as it is in very many industrial applications. The burnt gas from the flame is recirculated in two ways:

- Internally by baffling and restricting flow of the burnt gas away from the burner, resulting in flame re-entry of part of it
- Externally by diverting >10% of the flue gas back into the flame

Table 19: Representative sulphur contents of coals (Omer, 2009e)

Source	Rank	Sulphur content (%)
Ayrshire, Scotland	Bituminous	0.6
Lancs. /Cheshire, UK	Bituminous	Up to 2.4
S. Wales, UK	Anthracite	Up to 1.5
Victoria, Australia	Lignite	Typically 0.5
Pennsylvania, USA	Anthracite	0.7
Natal, S. Africa	Bituminous	Up to 4.2
Bulgaria	Lignite	2.5

Table 20: Examples of SO₂ control procedures

Types of control	Fuel	Details
Pre-combustion	Fuels from crude oil	Alkali treatment of crude oil to convert thiols RSSR, disulphides, solvent removal of the disulphides
Post-combustion	Coal or fuel oil gases	Alkali scrubbing of the flue with CaCO ₃ /CaO
Combustion	Coal	Limestone, MgCO ₃ and/or other metallic compounds used to fix the sulphur as sulphates

Some of the available control procedures for particles are shown in Table 21. Several definitions of sustainable development have been put forth including the following common one: development that meets the needs of the present without compromising the ability of future generations to meet their own needs. A recent World Energy Council (WEC) study found that without any change in our current practice, the world energy demand in 2020 would be 50-80% >1990 levels. According to a recent USA Department of Energy (DoE) report, annual energy demand will increase from a current capacity of 363-750 million kW by 2020.

The world's energy consumption today is estimated to 22 billion kWh year⁻¹, 53 billion kWh by 2020. Such ever-increasing demand could place significant strain on the current energy infrastructure and potentially damage world environmental health by CO, CO₂, SO₂, NO_x effluent gas emissions and global warming.

Achieving solutions to environmental problems that we face today requires long-term potential actions for sustainable development. In this regards, renewable energy resources appear to be the one of the most efficient and effective solutions since, the intimate relationship between renewable energy and sustainable development. More rational use of energy is an important bridge to help transition from today's fossil fuel dominated world to a world powered by non-polluting fuels and advanced technologies such as Photovoltaic (PV) and Fuel Cells (FC).

Growing concerns about social and environmental sustainability have led to increased interest in planning for the energy utility sector because of its large resource requirements and production of emissions. A number of

Table 21: Particle control techniques

Techniques	Principles	Application
Gravity settlement	Natural deposition by gravity of particles from a horizontally flowing gas, collection in hoppers	Removal of coarse particles ($>50\ \mu\text{m}$) from a gas stream, smaller particles removable in principle but require excessive flow distances
Cyclone separator	Tangential entry of a particle-laden gas into a cylindrical or conical enclosure, movement of the particles to the enclosure wall and from there to a receiver	Numerous applications, wide range of particles sizes removable from $5\text{-}200\ \mu\text{m}$, poorer efficiencies of collection for the smaller particles
Fabric filters	Retention of solids by a filter, filter materials include woven cloth, felt and porous membranes	Used in dust removal for over a century
Electrostatic precipitation	Passage of particle-laden gas between electrodes, application of an electric field to the gas, resulting in acquisition of charge by the particles and attraction to an electrode where coalescence occurs, electrical resistivity of the dust an important factor in performance	Particles down to $0.01\ \mu\text{m}$ removable, extensive application to the removal of flyash from pulverised fuel (pf) combustion

conflicting trends combine to make the energy sector a major concern, even though a clear definition of how to measure progress toward sustainability is lacking. These trends include imminent competition in the electricity industry, global climate change, expected long-term growth in population and pressure to balance living standards (including per capital energy consumption). Designing and implementing a sustainable energy sector will be a key element of defining and creating a sustainable society.

In the electricity industry, the question of strategic planning for sustainability seems to conflict with the shorter time horizons associated with market forces as deregulation replaces vertical integration. Sustainable low-carbon energy scenarios for the new century emphasise the untapped potential of renewable resources. Rural areas can benefit from this transition.

The increased availability of reliable and efficient energy services stimulates new development alternatives. It is concluded that renewable environmentally friendly energy must be encouraged, promoted, implemented and demonstrated by full-scale plant especially for use in remote rural areas. This is the step in a long journey to encourage a progressive economy which continues to provide us with high living standards but at the same time helps reduce pollution, waste mountains, other environmental degradation and environmental rationale for future policy-making and intervention to improve market mechanisms. This vision will be accomplished by: decoupling economic growth and environmental degradation.

The basket of indicators illustrated shows the progress being made. Decoupling air and water pollution from growth, making good headway with CO_2 emissions from energy and transport.

The environmental impact of the own individual behaviour is more closely linked to consumption

expenditure than the economy as a whole. Focusing policy on the most important environmental impacts associated with the use of particular resources, rather than on the total level of all resource use. Increasing the productivity of material and energy use that are economically efficient by encouraging patterns of supply and demand which are more efficient in the use of natural resources.

The aim is to promote innovation and competitiveness. Investment in areas like energy efficiency, water efficiency and waste minimisation. Encouraging and enabling active and informed individual and corporate consumers.

Wastes: Waste is defined as an unwanted material that is being discarded. Waste includes items being taken for further use, recycling or reclamation. Waste produced at household, commercial and industrial premises are control waste and come under the waste regulations.

Waste Incineration Directive (WID) emissions limit values will favour efficient, inherently cleaner technologies that do not rely heavily on abatement. For existing plant, the requirements are likely to lead to improved control of:

- NO_x emissions by the adoption of infurnace combustion control and abatement techniques
- Acid gases by the adoption of abatement techniques and optimisation of their control
- Particulate control techniques and their optimisation, e.g., of bag filters and electrostatic precipitators

The waste and resources action programme has been working hard to reduce demand for virgin aggregates and market uptake of recycled and secondary alternatives. The programme targets are:

- To deliver training and information on the role of recycling and secondary aggregates in sustainable construction for influences in the supply chain and
- To develop a promotional programme to highlight the new information on websites

CONCLUSION

The adoption of green or sustainable approaches to the way in which society is run is seen as an important strategy in finding a solution to the energy problem. The key factors to reducing and controlling CO₂ which is the major contributor to global warming are the use of alternative approaches to energy generation and the exploration of how these alternatives are used today and may be used in the future as green energy sources. Even with modest assumptions about the availability of land, comprehensive fuel-wood farming programmes offer significant energy, economic and environmental benefits.

These benefits would be dispersed in rural areas where they are greatly needed and can serve as linkages for further rural economic development. The nations as a whole would benefit from savings in foreign exchange, improved energy security and socio-economic improvements. With a nine-fold increase in forest plantation cover, a nation's resource base would be greatly improved.

The international community would benefit from pollution reduction, climate mitigation and the increased trading opportunities that arise from new income sources. The non-technical issues which have recently gained attention include.

Environmental and ecological factors e.g., carbon sequestration, reforestation and revegetation. Renewables as a CO₂ neutral replacement for fossil fuels. Greater recognition of the importance of renewable energy, particularly modern biomass energy carriers at the policy and planning levels. Greater recognition of the difficulties of gathering good and reliable renewable energy data and efforts to improve it. Studies on the detrimental health efforts of biomass energy particularly from traditional energy users.

Biogas technology can not only provide fuel but also important for comprehensive utilisation of biomass forestry, animal husbandry, fishery, evolving the agricultural economy, protecting the environment, realizing agricultural recycling as well as improving the sanitary conditions in rural areas. The biomass energy, one of the important options which might gradually replace the oil in facing the increased demand for oil and

may be an advanced period in this century. Any country can depend on the biomass energy to satisfy part of local consumption.

Development of biogas technology is a vital component of alternative rural energy programme whose potential is yet to be exploited. A concerted effect is required by all if this has to realise. The technology will find ready use in domestic, farming and small-scale industrial applications.

Support biomass research and exchange experiences with countries that are advanced in this field. In the meantime, the biomass energy can help to save exhausting the oil wealth.

REFERENCES

- Aroyeun, S.O., G.O. Adegoke, J. Varga and J. Teren, 2009. Reduction of aflatoxin B₁ and Ochratoxin A in cocoa beans infected with *Aspergillus* via ergosterol value. World Rev. Sci. Technol. Sustainable Dev., 6: 75-89.
- Bacaoui, A., A. Yaacoubi, A. Dahbi, C. Bennouna, J. Ayele and M. Mazet, 1998. Activated carbon production from Moroccan olive wastes-influence of some factors. Environ. Technol., 19: 1203-1212.
- Brain, G. and S. Mark, 2007. Garbage in, energy out: Landfill gas opportunities for CHP projects. Cogeneration On-Site Power, 8: 37-45.
- Commission of the European Communities, 2000. Towards a European strategy for the security of energy supply. Green Paper, Brussels, 29 November 2000 COM (2000) 769.
- Crisp, V.H.C., P.J. Littlefair, I. Cooper and G. McKennan, 1988. Daylighting as a passive solar energy option: An assessment of its potential in non-domestic buildings. Report BR129-BRE. Garston. UK., <http://products.ihs.com/cis/Doc.aspx?AuthCode=&DocNum=83792>.
- DEFRA, 2002. Energy Resources. Sustainable Development and Environment. Department for Environment, Food and Rural Affairs, Doncaster, UK.
- Davenport, A., A. Galbraith, M. Stockdale, S. Wilson and R. Mitchell *et al.*, 2005. Galbraith's Building and Land Management Law for Students. 5th Edn., Elsevier Butterworth-Heinemann, Boston.
- David, E., 2003. Sustainable energy: Choices, problems and opportunities. Royal Soc. Chem., 19: 19-47.
- Dieng, A.O. and R.Z. Wang, 2001. Literature review on solar absorption technologies for ice making and air conditioning purposes and recent development in solar technology. Renewable Sustainable Energy Rev., 5: 313-342.

- D'Apote, S.L., 1998. IEA biomass energy analysis and projections. Proceedings of the Biomass Energy Conference, Data, analysis and Trends, Paris: OECD, 23-24 March 1998.
- EUO, 2000. Energy Consumption Guide 19 (ECG019): Energy Efficiency Best Practice Programme. UK Government, London.
- Fowler, P.D., 2001. Indoor Hydroponics: Nutrient Solutions-A Guide to Understanding and Maintaining a Hydroponic Nutrient Solutions. Highdro Publishing, UK., ISBN-13: 9780953988723, pp: 37.
- Haripriye, G., 2000. Estimation of biomass in India forests. Biomass Bioenergy, 19: 245-258.
- Huttrer, G.W., 2001. The status of world geothermal power generation 1995-2000. Geothermics, 30: 1-27.
- IEA, 2007. Indicators for Industrial Energy Efficiency and CO₂ Emissions: A Technology Perspective. International Energy Agency, Paris, France, pp: 5-16.
- IEA, 2008. Combined Heat and Power: Evaluating the Benefits of Greater Global Investment. International Energy Agency, Paris.
- IPCC, 2001. Climate Change 2001: The Scientific Basic-Contribution of Working Group I to the Third Assessment Report of the Intergovernmental Panel on Climate Change (IPCC). Cambridge University Press, Cambridge, UK.
- Lazzarin, R., A. D'Ascanio and A. Gaspaella, 2002. Utilisation of a green roof in reducing the cooling load of a new industrial building. Proceedings of the 1st International Conference on Sustainable Energy Technologies, June 12-14, Portugal, pp: 32-37.
- Lund, J.W., D.H. Freeston and T.L. Boyd, 2005. Direct application of geothermal energy: 2005 worldwide review. Geothermics, 34: 691-727.
- Omer, A.M., 2000. Biomass energy potential and applications. Agric. Dev. Arab World, 19: 1-15.
- Omer, A.M. and Y. Fadalla, 2003. Biogas energy technology in Sudan. Renewable Energy, 28: 499-507.
- Omer, A.M., 2004. Water resources development and management in the Republic of the Sudan. Water Energy Int. J., 61: 27-39.
- Omer, A.M., 2005a. Biomass energy potential and future prospect in Sudan. Renewable Sustainable Energy Rev., 9: 1-27.
- Omer, A.M., 2005b. Agricultural biomass production is an energy option for the future. Proceedings of the Dubrovnik Conference on Sustainable Development of Energy, Water and Environment Systems, Paper No. 17, ES2 Energy Evaluation, Dubrovnik, Croatia.
- Omer, A.M., 2006. The puzzle of consumption, development and sustainability. Proceedings of the National Conference for development and Environment, Sept. 18-20, Khartoum, Sudan, pp: 35-43.
- Omer, A.M., 2007a. Organic waste treatment for power production and energy supply. Cells Anim. Biol., 1: 34-47.
- Omer, A.M., 2007b. Energy, Water and Sustainable Development. In: Focus on Sustainable Development Research Advances, Larson, B.A. (Eds.). NOVA Science Publishers, Inc., New York, USA., pp: 189-205.
- Omer, A.M., 2007c. Green energy saving mechanisms. Proceedings of the 6th Jordanian International Mechanical Engineering Conference, Oct. 22-24, Amman, Jordan.
- Omer, A.M., 2007d. Green energy saving mechanisms. Proceedings of the First Plan-Arab Conference on Environmental Science and Technology, Part VI Renewable Energy Sources-Solar and Geothermal Energy, March 11-15, Sharjah, UAE.,
- Omer, A.M., 2007e. Renewable energy resources for electricity generation. Renewable Sustainable Energy Rev., 11: 1481-1497.
- Omer, A.M., 2008a. Energy Demands for Heating and Cooling Equipment Systems and Technology Advancements. In: Natural Resources: Economics, Management and Policy, White, J.R. and W.H. Robinson (Eds.). Nova Science Publishers Inc., New York, pp: 131-165.
- Omer, A.M., 2008b. Development of Integrated Bioenergy for Improvement of Quality of Life of Poor People in Developing Countries. In: Energy in Europe: Economics, Policy and Strategy-IB, Magnusson, F.L. and O.W. Bengtsson (Eds.). NOVA Science Publishers, Inc., New York, USA., pp: 341-373.
- Omer, A.M., 2008c. Ground-source heat pumps systems and applications. Renewable Sustainable Energy Rev., 12: 344-371.
- Omer, A.M., 2008d. Renewable building energy systems and passive human comfort solutions. Renewable Sustainable Energy Rev., 12: 1562-1587.
- Omer, A.M., 2008e. Green energies and the environment. Renewable Sustainable Energy Rev., 12: 1789-1821.
- Omer, A.M., 2008f. Energy, environment and sustainable development. Renewable Sustainable Energy Rev., 12: 2265-2300.
- Omer, A.M., 2008g. Focus on low carbon technologies: The positive solution. Renewable Sustainable Energy Rev., 12: 2331-2357.

- Omer, A.M., 2008h. People, power and pollution. *Renewable Sustainable Energy Rev.*, 12: 1864-1889.
- Omer, A.M., 2008i. The environmental and economical advantages of agricultural wastes for sustainable development. *Proceedings of the 16th European Biomass Conference and Exhibition from Research to Industry and Markets, Biomass for Energy, Industry and Climate Protection*, Paper No. VP1.2.35 (VP1.2 Biomass Resources), Feria Valencia, Spain, June 2-6, 2008.
- Omer, A.M., 2009a. Energy use and environmental impacts: A general review. *J. Renewable Sustainable Energy*, 1: 29-29.
- Omer, A.M., 2009b. Energy Use, Environment and Sustainable Development. In: *Environmental Cost Management*, Mancuso, R.T. (Eds.). NOVA Science Publishers, Inc., New York, USA., pp: 129-166.
- Omer, A.M., 2009c. The environmental and economical advantages of agricultural wastes for sustainability development in Sudan. *Proceedings of the 1st Diaspora Conference*, Jan. 24-25, Brighton, UK, pp: 173-182.
- Omer, A.M., 2009d. Environmental and socio-economic aspect of possible development in renewable energy use. *Proceedings of the 5th International Congress for South-East Europe on Energy Efficiency and Renewable Energy Sources*, Sofia, Bulgaria, April 6-8, 2009.
- Omer, A.M., 2009e. Environmental and socio-economic aspect of possible development in renewable energy use. *Proceedings of the 4th International Symposium on Environment*, Athens, Greece, May 21-24, 2009.
- Omer, A.M., 2009f. Energy use, environment and sustainable development. *Proceedings of the 3rd International Conference on Sustainable Energy and Environmental Protection*, Paper No. 1011, Dublin, Republic of Ireland, Aug. 12-15, 2009.
- Pernille, M.F., 2004. Danish lessons on district heating. *Energy Resource Sustainable Management and Environmental*. March/April 2004, pp: 16-17.
- Robinson, G., 2007. Changes in construction waste management. *Waste Manage. World*, 3: 443-492.
- Roriz, L., P. Radgen, F. Daganand and N. Papakonstantinou, 2001. Determining the potential in energy and environmental effects reduction of air conditioning systems taking into account system conception and equipment and thermal loads curves. *Main Results and Final Report*, Period: January 2000-November 2001. <http://publica.fraunhofer.de/documents/N-9021.html>.
- Sims, R.H., 2007. Not too late: IPCC identifies renewable energy as a key measure to limit climate change. *Renewable Energy World*, 10: 31-39.
- The World Bank, 2001. *World Development Report 2000/2001*. Oxford University Press, UK.
- Trevor, T., 2007. Fridge recycling: Bringing agents in from the cold. *Waste Manage. World*, 5: 43-47.
- UNECA, 2003a. The state of food security in Africa. *Progress Report of the 3rd Meeting of the Committee on Sustainable Development*, Oct. 7-10, Addis Ababa, Ethiopia.
- UNECA, 2003b. Making science and technology work for the poor and for sustainable development in africa. *Proceedings of the 3rd Meeting of the Committee on Sustainable Development*, Oct. 7-9, Addis Ababa, Ethiopia, pp: 1-6.
- UNECE, 2004. Note by the ECE Secretariat, steering group on sustainable development. *Second Meeting of the 2003/2004 Bureau, Conference of European Statisticians*, Statistical Commission, Geneva, Switzerland.
- UNEP, 2003. *Handbook for the International Treaties for the Protection of the Ozone Layer*. 6th Edn., United Nations Environment Programme, Nairobi, Kenya.
- United Nations, 2001. *World Urbanisation Prospect: The 1999 Revision*. Department of Economic and Social Affairs Population Division, New York.
- United Nations, 2002a. Science and technology as a foundation for SD, summary by the scientific and technological community for the multi-stakeholder dialogue segment of the fourth session of the commission on SD acting as the preparatory committee for the world summit on SD. Note by the Secretary-General, Commission on SD Acting as the Preparatory Committee for the World Summit on SD Fourth Preparatory Session, May 27-June 7, 2002.
- United Nations, 2002b. Global challenge global opportunity: Trends in sustainable development. Department of Economics and Social, World Summit on Sustainable Development, Johannesburg, South Africa.
- United Nations, 2004. Implementation of the United Nations millennium declaration. Report of the Secretary-General, United Nations General Assembly. <http://www.un.org/millenniumgoals/sgreport2004.pdf?OpenElement>.
- Vilincac, D., 2008. Plant medicines: A herbalists perspective. *World Rev. Sci. Technol. Sustainable Dev.*, 5: 140-151.
- Witte, H.J.L., A.J. van Gelder and M. Serrao, 2002. Comparison of design and operation of a commercial UK ground source heat pump project. *Proceedings of the 1st International Conference on Sustainable Energy Techno- logies*, June 12-14, Porto, Portugal, pp: 1-6.

- World Bank, 2003a. World Development Report. Oxford University Press, New York.
- World Bank, 2003b. Global Economic Prospects 2004: Realizing the Development Promise of the Doha Agenda. The World Bank, Washington, DC USA., pp: 299.
- World Bank, 2004. World Development Report 2004: Making Services Work for Poor People. The World Bank, Washington, DC USA.
- Zuatori, A., 2005. An overview on the national strategy for improving the efficiency of energy use. Jordanian Energy Abstracts, 9: 31-32.